

T&J ELECTRIC (SINGAPORE) PTE LTD

Company Registration No: 200205797Z
10 Ubi Crescent, #02-24, Ubi Techpark, Singapore 408564
Telephone: +65 6547-4333 Fax: +65 6547-4666

Date: June 6, 2005

Subject: Product Information for K8543 (TV / FM / SAT Triplexer)


Product Features

- Three output connectors: TV, Radio and Sat.
- Compatible with standard and decorated frame in Radiance Series.



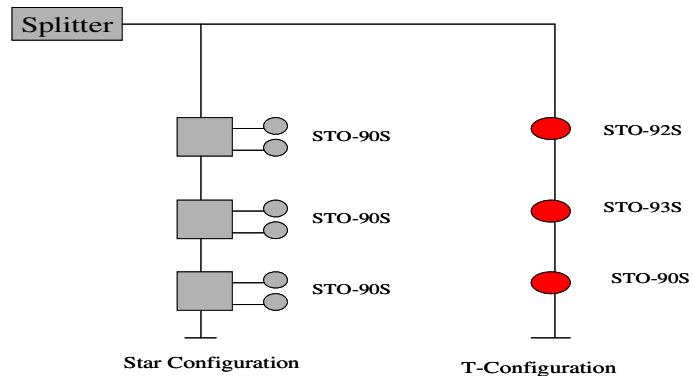
K8543 Complete Product

- Comprise with two parts: Center Plate with Frame and Insert.



Two components of K8543

- Different type of insert to meet the SMATV system with T-configuration (Daisy-Chain configuration) or Star-Configuration.



Star and T-Configuration

T&J ELECTRIC (SINGAPORE) PTE LTD

Company Registration No: 200205797Z
10 Ubi Crescent, #02-24, Ubi Techpark, Singapore 408564
Telephone: +65 6547-4333 Fax: +65 6547-4666

Technical Specification of insert

Insert Type		STO-90S	STO-91S	STO-92S	STO-93S
Frequency Range (MHz)	IN – OUT	5 – 2300			
	IN – TV	5 – 70 / 120 – 862			
	IN – FM	87.5 – 108			
	IN – SAT	950 – 2300			
Pass Loss (dB)	5 – 300 MHz		0.7	1	1.9
	300 – 862 MHz		0.8	1.2	2.1
	950 – 2150 MHz		3	3.2	4
Tap Loss (dB)	IN – TV	< 3	19	14	10
	IN- FM	< 2	21	16	12
	IN – SAT	< 2	23	16.5	10
Decoupling Loss (dB)	OUT – TV		30	25	25
	OUT – FM		35	30	25
	OUT – SAT		25	25	20
Connector	IN / OUT	Coaxial			
	TV	IEC – Male			
	FM	IEC – Female			
	SAT	F Type Female			
RFI Shielding (dB)		100			

Order Code

Insert Type	Complete Product	Center Plate Only (without frame)	Insert Only
STO-90S	K8543-xxx /S18	K8543-xxx /CP	K8543 /Insert /S18
STO-91S	K8543-xxx /S19		K8543 /Insert /S19
STO-92S	K8543-xxx /S20		K8543 /Insert /S20
STO-93S	K8543-xxx /S21		K8543 /Insert /S21

Remark: "-xxx" represent Radiance Color Code

T&J ELECTRIC (SINGAPORE) PTE LTD

Company Registration No: 200205797Z
10 Ubi Crescent, #02-24, Ubi Techpark, Singapore 408564
Telephone: +65 6547-4333 Fax: +65 6547-4666

Installation Notes

- For STO-90S

Coaxial cable is connected on the right hand side which is indicated with a "IN" Arrow on the cable clamp.


The screw near the FM outlet is used to fasten the coaxial cable core.

- For STO-91S, STO-92S, STO-93S

"IN" Coaxial cable is connected on the right hand side which is indicated with a "IN" Arrow on the cable clamp.

"OUT" Coaxial Cable is connected on the left hand side which is indicated with a "OUT" Arrow on the cable clamp.

The screw near "TV" and "FM" outlet is used to fasten the coaxial cable core respectively.



Installation with STO-90S inserts